

6-FMX Series

Front Terminal Battery

6-FMX-100B



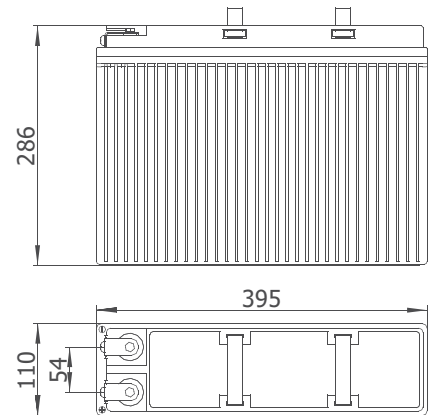
Main Applications

- Telecom site
- Outdoor base station
- Floating operation site
- UPS

Benefits

- Front terminal design, easy access for faster installation and maintenance
- Optimal energy density, save floor space
- No leakage and no acid smog spray during the operation

Dimensions



Technical Parameters

Nominal Voltage	12 V
Capacity	100 Ah @ 10hr to 1.80 V per cell @ 25°C (77°F)
Weight	30.8 kg(67.90 lbs)
Dimensions	Length: 395 mm (15.55 in) Width: 110 mm (4.33 in) Height: 286 mm (11.26 in)
Internal Resistance (full charged)	5.7 mΩ
Short-circuit Current	1755 A
Self Discharge @25°C(77°F)	Less than 4% after 30 days storage
Operating Temperature Range	Discharge: -40°C ~ 50°C(-40°F ~ 122°F) Charge: -20°C ~ 45°C(-4°F ~ 113°F) Storage: -20°C ~ 40°C(-4°F ~ 104°F)
Recommended Operating Temperature	15°C ~ 25°C (59°F ~ 77°F)
Recommended Charging Current	20 A
Charging Voltage @25°C(77°F)	Float: 2.23 V/cell Equalize: 2.35 V/cell
Terminal	M6
Container Materials	ABS/ABS V0 (Optional)
Capacity Affected by Temperature(C ₁₀)	103% @ 40°C(104°F) 85% @ 0°C(32°F) 60% @ -20°C(-4°F)
Design Life @25°C(77°F)	12 years

Certification

- ☑ ISO 9001: 2008
- ☑ ISO 14001: 2004
- ☑ GB/T 28001- 2011
- ☑ UL
- ☑ CE

Technical Features

- Excellent capacity retention rate
- Long life float service design
- Excellent over discharge recovery capability

6-FMX Series

Front Terminal Battery

6-FMX-100B



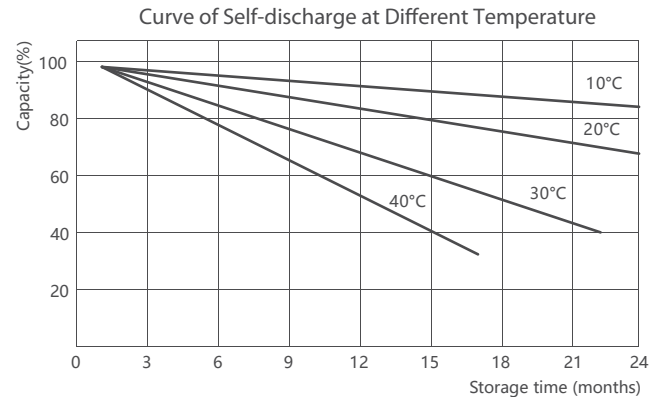
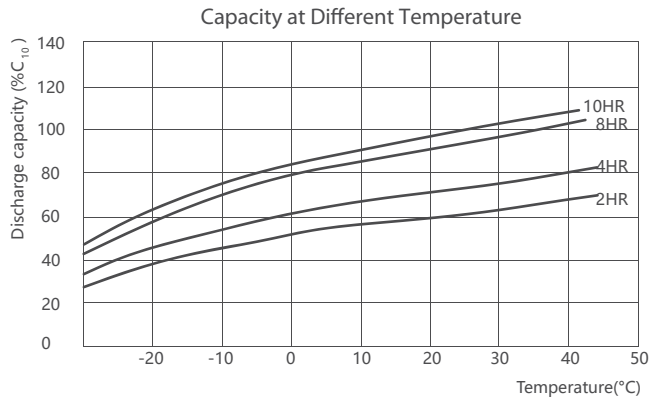
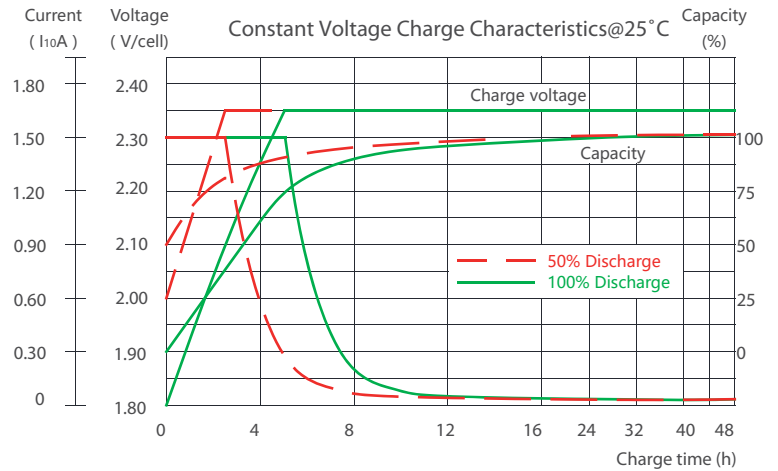
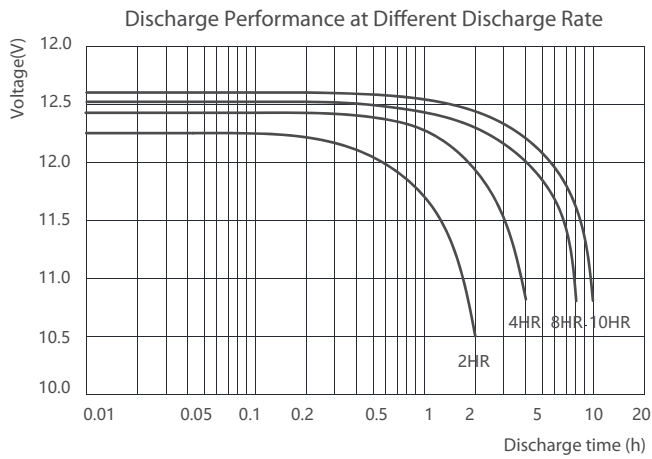
Constant Current Discharge Characteristics Unit: A (25°C, 77°F)

F.V/Time	30min	1hr	2hr	3hr	4hr	5hr	6hr	8hr	10hr	12hr
1.70V	100.0	58.9	34.5	25.5	20.4	17.3	15.3	12.3	10.2	8.6
1.75V	94.6	57.0	34.1	25.3	20.2	17.2	15.2	12.2	10.1	8.5
1.80V	90.4	55.9	33.6	25.0	20.0	17.0	15.1	12.1	10.0	8.4
1.83V	87.3	53.7	33.2	24.8	19.8	16.8	15.0	12.0	9.9	8.3
1.85V	84.1	51.9	32.9	24.5	19.6	16.7	14.9	11.9	9.8	8.2

Constant Power Discharge Characteristics Unit: W/cell (25°C, 77°F)

F.V/Time	30min	1hr	2hr	3hr	4hr	5hr	6hr	8hr	10hr	12hr
1.70V	183.8	109.5	66.2	49.8	39.9	34.4	30.8	24.6	20.4	17.1
1.75V	175.8	107.5	65.6	49.6	39.6	34.2	30.5	24.4	20.2	16.9
1.80V	170.1	106.3	65.3	49.4	39.5	34.0	30.2	24.2	20.1	16.8
1.83V	166.3	102.7	64.7	49.2	39.3	33.9	30.0	24.1	19.9	16.6
1.85V	162.1	100.3	64.3	48.8	39.2	33.8	29.8	24.0	19.8	16.5

Performance Curve



*Declaration:

This information is generally descriptive only and is not intended to make or imply any representation, guarantee or warranty with respect to any cells and batteries. Cell and battery designs/specifications are subject to modification without notice. Contact CHINASHOTO for the latest information.

Welcome to Visit : www.chinashoto.com